

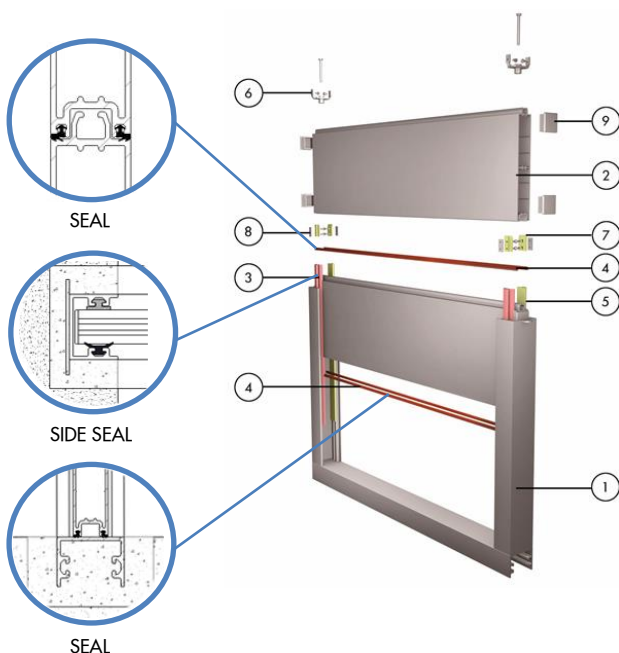
The SA stop log is an aluminum three-side sealing penstock composed of several logs that fit on top of each other in the frame, designed for open channel installations and suitable for different type of applications in the water and wastewater treatment plants, irrigation, dams and reservoirs, etc. By adding or removing logs, the SA stop log allows for channel flow control and are also ideal for maintenance and repair works, as well as for flood control and diversion

### Product description:

- Bi-directional
- Three different log heights available (150mm, 225mm, 300mm) to be selected depending on channel width and water head.
- Seating and unseating head pressure of the total height of the logs
- Extruded aluminum construction.  
Frame guides also available in stainless steel
- No actuator, hand operated with lifting poles or with auxiliary lifting devices

### Features:

- Open- frame configurations
- Interchangeable log design. Vertical and horizontal seals or each log to prevent leak between logs
- Logs can be connected together for joint manipulation
- HMWPE on frame guides for no metal-to-metal contact between frame and logs and low friction during operation, minimizing thrust and maximizing seal life
- Self-adjusting lip EPDM seal design. The log is designed to seal at the bottom due to its own weight
- Mounting options: usually embedded in concrete, also face-mounted in existing channel and wall mounted at the end of the channel
- Flush bottom design

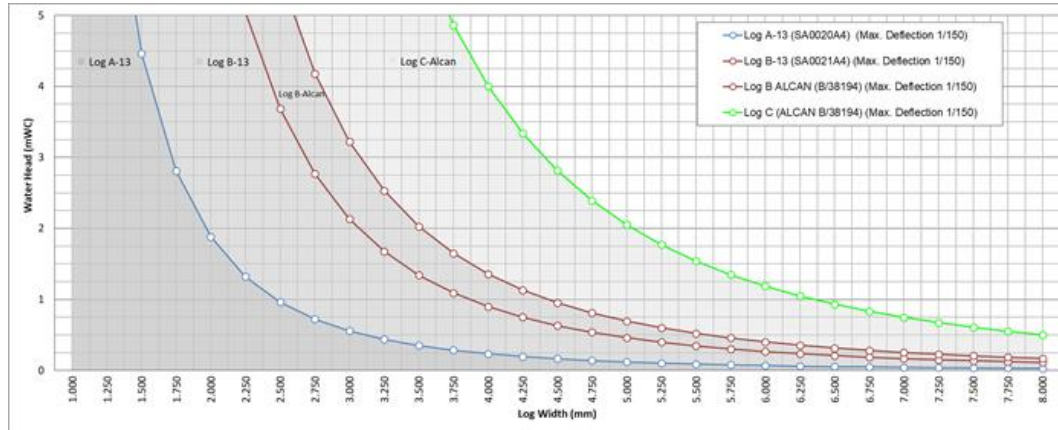


### STANDARD MATERIAL OF CONSTRUCTION

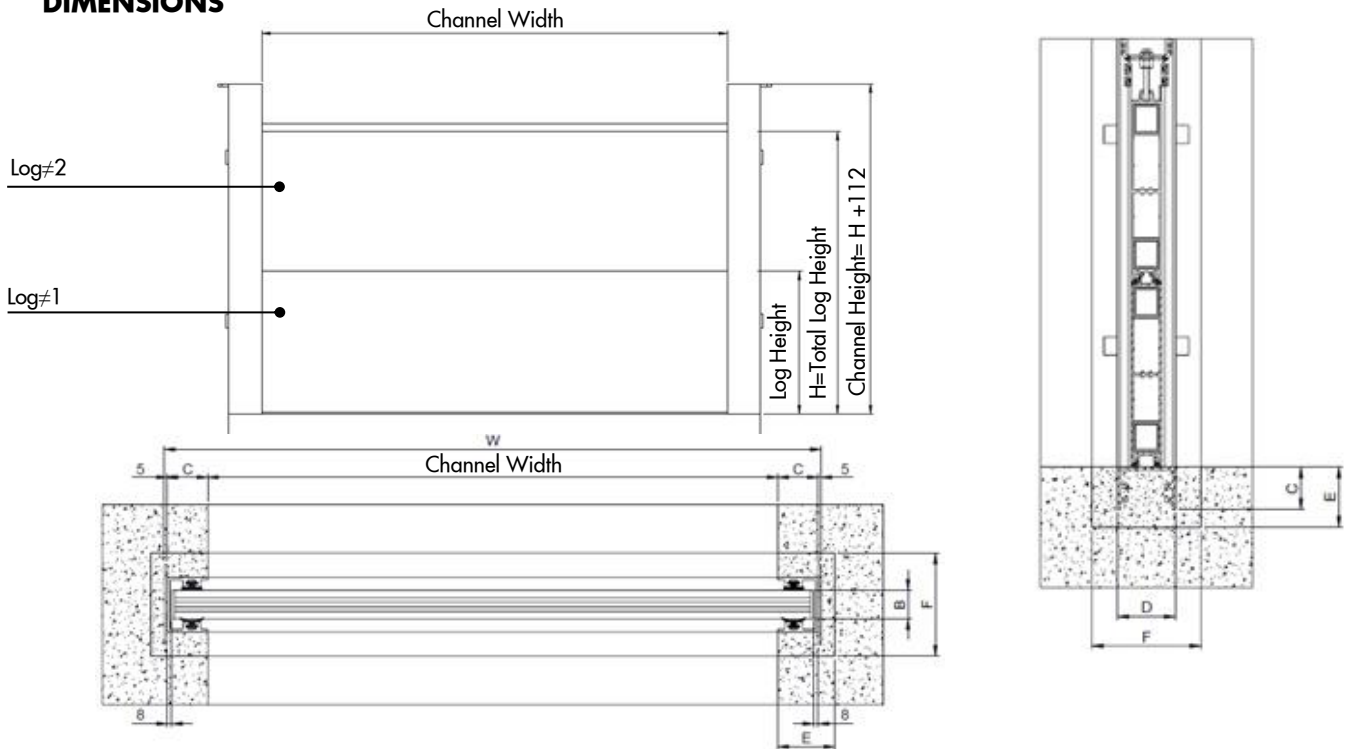
ITEM	DESCRIPTION	MATERIAL
1	Frame	AISI 304 / AISI 304L / AISI 316 / AISI 316L / Alum. EN-AW 6063-T6
2	Logs	Alum. EN-AW 6063-T6
3	Side seal	EPDM
4	Seal	EPDM
5	Silder	HMWPE
6	Log locking system	AISI 304 / AISI 304L / AISI 316 / AISI 316L
7	Seal and slides locks	HMWPE
8	Limit flange	AISI 316
9	Side guide cap	PE-HMW 500

## LOG TYPE SELECTION

LOG TYPE	A-OX	B-OX	B-AL	C-AL
Log Height, h (mm)	300	300	150	225
Log Depth, c (mm)	50	90	90	150
Log Weight (kg/m)	8,05	9,4	7,3	11,2



## DIMENSIONS



LOG TYPE	B	Log Height	C	D	E	F
A	50	300	71	96	100	180
B	90	150/300	75	136	100	220
C	150	225	75	196	100	280

Above sizes and dimensions for bidirectional stop logs embedded in concrete

NOTE:

These dimensions are only for reference. Do not use for installation or submittal purposes.

For dimensions or mounting positions other than those indicated above, please contact ORBINOX